



LIFT IT > STORE IT > REPAIR IT

PARK MAGIC  
LSS1P6PL

BEST PRICE, BEST VALUE, RUGGED & SAFE.

## LESS SPACE & LESS MAINTENANCE

# SINGLE POST PLATFORM PARKING LIFT

### 6,000 LB. (2.7T) CAPACITY

## “PARK MAGIC”

### 6,000 LB. CAPACITY

Compact single post parking storage lift ideal where space is at a premium. Powder coat finish with no cables or pulleys reduces maintenance costs. The 6,000 lb. (2.7T) Capacity lift provides 78 3/4" (2 meters) clearance under runways.



## EASY TO OPERATE



### “PARK MAGIC” COMPACT & LOW MAINTENANCE

Runways require a 152" x 80.2" (3860 x 2037 mm) foot print. Overall column height of 118" (2997mm) will fit with most 10' (3048mm) ceilings. Easy to access 20" (500mm) wide drive on ramps with low drive over height.

**CONTACT US NOW** [WWW.LIFTSUPERSTORE.COM](http://WWW.LIFTSUPERSTORE.COM) OR CALL 866-799-LIFT (5438)

# PARK MAGIC

## 6,000 LB. (2.7T) CAPACITY

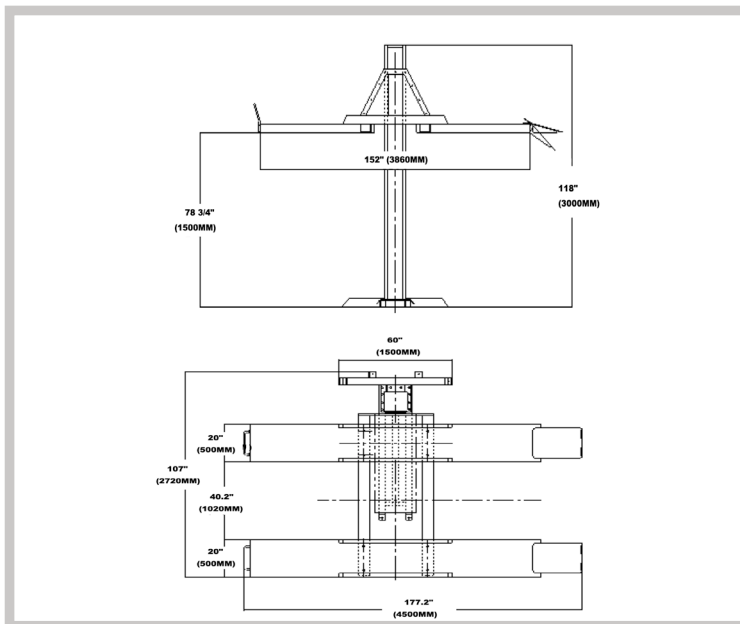
# PARK MAGIC LSS1P6PL

### FEATURES

- Low maintenance problem free design - 52" (1321mm) long stroke 3" (76mm) OD high pressure cylinder with HD leaf chain. Tough wheel-a brator finished steel structure with premium double bake finish. Low maintenance design eliminates all pulleys and lifting cables. Fewer moving parts means less maintenance and service issues.
- Redundant safety systems- 16 position self activating mechanical locking system with easy to use release handle. Velocity fused to protect against fluid burst. Large "H" shaped deck structure combined with reinforced column and base provide excellent stability.
- Lifts higher to provide more under car work area - lifts 78 3/4" / " (2000 mm) under lifting bolster (when sitting on the top lock).
- Flexible vehicle loading - low to the floor 4.7" / 119.4 mm lowered clearance height. Strong stable base frame provides stability when fully loaded.
- Premium North American Components - North American made Monarch (Bucher) powerunit, 1Ph or 2Hp/1.5kw 220v 8 amp 60Hz 1 Ph. Lifts to full height in 45 seconds.
- Compact space saving design - lift vehicles in buildings with ceilings as low as 10' (3048mm) . Designed to fit most standard garage layouts with a compact footprint.
- Accomodates mosts cars - Drive on back off runways 20" (500mm) wide x 152" (3860 mm) long. Built in rub rails prevent vehicles from driving off runways. Removable front wheel stops.




### EQUIPMENT FOOTPRINT




### FEATURES



Premium North American "Bucher" power unit -2HP 220v 1 Ph 15 amp.



Ideal for storage, minor repair , car detailing or maintenance



Heavy duty 20"(500mm) drive on ramps with built in "rub rails".



The Liftsuperstore  
Retail locations throughout the USA & Canada  
Head Office & Manufacturing Center  
2300 SPEERS RD, OAKVILLE, ONTARIO L6L 2X8



The Liftsuperstore and all it's registered trade marks are part of the TLS Lift Group. Please call us for product information on commercial and heavy duty lift products. [www.tslifts.com](http://www.tslifts.com)

July 2019